



Diagnostics
is in our blood.



Catalog

TABLE OF CONTENTS

SYSTEMS

STA R Max ³ systems	4
STA Workcell Max	8
STA Compact Max ³ systems	9
STA Satellite Max	12
ST Genesisia system	14

DIGITAL SOLUTIONS

Coag.One by Stago	17
Connect.One by Stago	19
My Expert QC	21
st hemE Qualiris	23

REAGENTS

SCREENING TESTS.....	26	THROMBOPHILIA.....	35
Prothrombin Time (PT)	26	Major Physiological Inhibitors	35
Activated Partial Thromboplastin Time (APTT)	26	Antiphospholipid syndrome	36
Fibrinogen	26	PRIMARY HEMOSTASIS.....	38
Thrombin Time (TT)	26	Von Willebrand Disease	38
FACTOR ASSAYS.....	28	Platelets	39
Deficient plasmas	28	Monoclonal Antibodies	40
Other methods	29	GLOBAL TESTS.....	42
FIBRIN FORMATION & DEGRADATION.....	31	Thrombin Generation	42
Fibrin formation	31	CALIBRATORS & CONTROLS.....	43
Degradation products	31	Calibration plasmas	43
FIBRINOLYSIS	32	Control plasmas	44
Fibrinolysis	33	Correlation Plasma sets	45
ANTICOAGULANT TREATMENTS.....	33	External Quality Control Program	46
Heparins & Direct Anti-Xa	33	OTHER REAGENTS.....	47
HIT	33	Auxiliary Reagents	47
DTI	33		

RESEARCH PRODUCTS

Research kits	49
Purified proteins	51
Chromogenic substrates & Activators	51
Monoclonal Antibodies for Flow Cytometry	52
Thrombin Generation (CAT)	53
Thrombin Generation (ST Genesisia)	53
Heparin Induced Thrombocytopenia	53

SYSTEMS





STA R MAX³®

The STA R MAX³ is the perfect hemostasis analyzer for high-volume and reference laboratories performing routine and specialty assays. The STA R Max³ answers the needs of today's laboratories to do more with less and equips laboratories with an easy to use system that ensures efficient, reliable results. With 215 sample positions and 70* reagent positions, the largest sample capacity in the industry and true STAT sample priority, the STA R Max³ enables even the highest-volume laboratories to easily manage their workloads with minimal operator intervention. Integrated STA Coag Expert® software automates laboratory processes such as, full auto-verification, repeat/reflex testing, comprehensive QC, accreditation tools, maintenance logs, TAT monitoring and maintains 5 years of patient archives onboard to ensure standardization and efficiency for routine tests as well as complex specialty assays. In addition, the STA-R family of analyzers is the industry leader for total laboratory automation (TLA) connectivity and throughput.

Building upon 30 years of VBDS gold standard excellence, Stago's new Expert Pre-analytical Check (EPC) ensures pre-analytical sample integrity with checks for proper fill volumes, hemolysis, icterus, and lipemia in advance of testing with no additional cuvettes, reagents, or plasma consumed. EPC joins the power of VBDS to ensure that laboratorians can report the right result, the first time with confidence for clot-based, immunoturbidimetric, and colorimetric test methodologies. Additional efficiencies are gained with an innovative, maintenance-free, single resolution pipetting system (PSR) that delivers industry leading precision.

Characteristics

- **Viscosity-Based (mechanical) Detection System consistently delivers accurate results**
 - exclusive technology standardized on all Stago systems
 - insensitive to interferences from hemolyzed, icteric and lipemic samples
 - maximum precision for weak clot detection
- **Highest loading capacity:** 215 samples, 70* reagents, 1,000 cuvettes onboard
- **True STAT management** without any impact on the instrument throughput
- **Positive sample** and reagent identification
- **Autoverification capabilities**
- **Automatic management of dilutions**, reruns, reflex testing and add-ons
- **Ready to operate 24/7 availability** and no time required to restart
- **Improved ergonomic design**
- **Optimized and reduced** user maintenance
- **Intuitive and standardized** user interface within the Max Generation
- **Coag Expert** rules available upon request
- **Extended traceability** meeting quality requirements
- **Operator safety and security** with a new cap piercing 4th generation
- **Most common tube sizes accepted** with automatic barcode positioning
- **Automation ready, no modification required**
- **Comprehensive test menu and pre-calibration** feature for all routine assays
- **Expert Preanalytical Check module provides**
 - fill volume check feature for every tube type
 - report with confidence - detects hemolysis, icterus, and lipemia on all clot-based, chromogenic and immuno- turbidimetric tests
 - no impact on volume requirements or throughput
 - compliant with CLSI H21-A5

Supplied with

- Accessory pack
- 22" LCD touch screen
- Uninterrupted power management (UPM) System
- STA Coag Expert®
- Visual Alarm Device
- Brother printer
- 1 year warranty
- Computer Table

To order

59030 STA R Max³

Test Menu:

- PT
- APTT
- Fibrinogen
- Thrombin Time
- Extrinsic pathway factors
- Intrinsic pathway factors
- Factor VIII, chromogenic method
- Anti-Xa (UFH, LMWH, Rivaroxaban*, Apixaban*, Edoxaban*)
- Ecarin Chromogenic Assay (Dabigatran)*
- D-Dimers and Fibrin Monomers*
- Antithrombin Activity and Antigen
- Protein C Activity and Antigen
- Protein S Activity and Antigen
- Free & Total Protein S Antigen
- Lupus Anticoagulants
- VWF Antigen & Activity
- Microparticles*
- Plasminogen and TAFI*
- Calibrators
- Quality controls

STA R MAX³ LINE / STA R / STA R EVOLUTION EXPERT SERIES Solutions & Disposables

Cat. No.	Product name	Product description	Pack.
Solutions			
00975	STA-Desorb U	24 vials of STA-Desorb U	24 x 15 mL
00973	STA-Cleaner Solution	6 vials of STA-Cleaner Solution	6 x 2.5 L
Disposables			
38669	STA-Cuvettes	6 rolls of 1000 STA-Cuvettes	6 x 1000
00802	STA-Microcups Microtubes in siliconed glass for reagents control and calibrator plasmas	1 box of 100 STA-Microcups	1 x 100
00741	STA - Microtainer Plastic cups for samples	1 box of 500 Microcontainer	1 x 500
00797	STA-Mini Reducer Plastic inserts for reagents (from 4 to 6 mL vials) - Improved stability	1 box of 100 STA-Mini Reducer	1 x 100
00801	STA-Maxi Reducer Plastic inserts for reagents (from 8 to 15 mL vials) - Improved stability	1 box of 100 STA-Maxi Reducer	1 x 100
00760	STA-Micro Reducer Plastic inserts for reagents (from 1 to 2 mL vials) - Improved stability	1 box of 100 STA-Micro Reducer	1 x 100
27425	White stirring magnet (for STA-NeoPTimal)	1 item	1
26674	Red stirring magnet (for STA-C.K. Prest)	1 item	1

STA R MAX³® LINE / STA R / STA R EVOLUTION EXPERT SERIES

Disposables spare parts

Cat. No.	Product name	Product description	Pack.
89156	Needle 1 Quick change for cap piercing on STA R Max ³	1 item	1
39164	Needle 1 for cap piercing on STA R Max	1 item	1
39249	Needle 1 for non-cap piercing on STA R Max	1 item	1
39250	Needle 2	1 item	1
27307	Needle 3	1 item	1
27530	Teflon tips for syringe and o-ring	1 item	1 x 61 x 6
26699	Halogen lamp	1 item	1
27458	Liquid filter	1 item	1
39738	Liquid filter	10 items	1 x 10
27538	Hamilton syringe and o-ring	1 item	1
87063	Suction head	2 items	1 x 2
38517	Air filter	1 item	1
39880	5 x 20 T 1A fuses	10 fuses	1 x 10
26682	5 x 20 T 2A fuses	10 fuses	1 x 10
26684	5 x 20 T 5A fuses	10 fuses	1 x 10

STA R MAX³ LINE / STA R / STA R EVOLUTION EXPERT SERIES

Disposables spare parts

Cat. No.	Product name	Product description	Pack.
26681	5 x 20 T 6.3A fuses	10 fuses	1 x 10
39863	5 x 20 T 10A fuses	10 fuses	1 x 10
27576	6.3 x 32 T 2A fuses	10 fuses	1 x 10
26684	6.3 x 32 T 5A fuses	10 fuses	1 x 10
27575	6.3 x 32 T 6.25A fuses	10 fuses	1 x 10
39863	6.3 x 32 T 10A fuses	10 fuses	1 x 10
26694	6.3 x 32 T 15A fuses	10 fuses	1 x 10
38125	Colorimetric box filter	1 item	1
39134	Wheel for tube rotation	2 items	1 x 2
80343	Soft stylet kit	10 items	1 x 10

STA R MAX³® LINE / STA R / STA R EVOLUTION EXPERT SERIES

Auxiliary materials

Cat. No.	Product name	Product description	Pack.
26555	Ball extractor	1 item	1
27543	Microcups reducer	2 items	1 x 2
39002***	Aluminium microcontainer reducer (microvolume)	10 items	1 x 10
39010*	Sample tray	2 items	1 x 2
89086**	Sample tray	2 items	1 x 2
38777	Sample rack holder (for 5 racks)	1 item	1
39772	Sample rack holder (for 5 racks)	10 items	1 x 10
39147	Sample rack	10 items	1 x 10
89257	Microcontainer standard rack	2 items	1 x 2
89318	Screw microtube kit	2 screw microtube racks • 10 microtube adaptors • 1 mapping tool	1 x 2 1 x 10
89377	Visual Alarm Device	1 item	1
89043	Pediatric rack+label V2	2 each	1 x 2

*For STA-R Evolution only

**For STA-R Max only

***For STA-R Evolution and STA-R Max

Lab Automation - TLA Accessories

The STA R Max³ can be integrated into a lab automation line. To accomplish the connection, a connection kit and/or additional accessory items may be required. A Stago automation consultant is available to answer questions and ensure a smooth transition.

Cat. No.	Product name	Product description	Pack.
89075	Ramp and Adjustment	1 each	1
89031	Kit TLA Type 1 Universal	1 each	1
89032	Kit TLA Type 1 Ortho Engen	1 each	1
89033	Kit TLA Type 2 Roche	1 each	1
89462	Right Side VAD Mount Kit	1 each	1
89451	STA R Max LAS Spoiler	1 each	1
89293	Kit TLA Type 2 Without Platform	1 each	1
86392	Kit TLA DXA With Platform	1 each	1
89330	10 Racks with Inserts	1 each	1
86391	Kit TLA DXA Without Platform	1 each	1



STA WORKCELL MAX


The STA Workcell Max is a transformative specimen processing platform designed to meet the rigorous requirements of efficient hemostasis testing.

By automating front-end specimen processing, rack preparation and specimen routing, the STA Workcell Max enables allocation of skilled laboratory technologists for other more complex, value-added tasks.

To order

- 87152** Workcell Max TLA Kit
- 87506** Loading Module
- 87510** Hettich Centrifuge
- 87507** Dispatcher Module
- 87513** Dispatcher Module Stand Alone
- 87508** Long Track Module
- 87511** Short Track Module
- 87509** Instrument Transfer Module
- 87512** Output Module





STA COMPACT MAX³® SYSTEMS

The STA Compact Max³ is a fully automated benchtop analyzer built on the most reliable platform in the industry. With an expansive test menu, the Compact Max is a robust, high-efficiency analyzer with enhanced throughput making it the perfect system offering for mid-sized laboratories. The system's unique method of sample management offers moderate throughput and rapid processing of STAT samples with no impact to the instrument's time to result. With 96 sample positions and 45 reagent positions, the Compact Max easily can handle its workload with minimal intervention from the operator. Integrated STA Coag Expert® software provides full auto-verification, repeat/reflex testing, a comprehensive QC package, accreditation tools, automated maintenance logs, TAT monitoring and maintains 5 years of patient archives onboard.

Building upon 30 years of VBDS gold standard excellence, Stago's new Expert Pre-analytical Check (EPC) ensures pre-analytical sample integrity with checks for proper fill volumes, hemolysis, icterus, and lipemia in advance of testing with no additional cuvettes, reagents, or plasma consumed. EPC joins the power of VBDS to ensure that laboratorians can report the right result, the first time with confidence for clot-based, immunoturbidimetric, and colorimetric test methodologies. Additional efficiencies are gained with an innovative, maintenance-free, single resolution pipetting system (PSR) that delivers industry leading precision.

Supplied with

- Accessory pack
- 22" LCD touch screen
- Uninterrupted power management (UPM) System
- STA Coag Expert®
- Visual Alarm Device (*optional*)
- Brother printer

To order

59022 STA Compact Max³

Parameters

- | | |
|---|-----------------------------------|
| • PT | • Antithrombin Activity & Antigen |
| • APTT | • Protein C Activity & Antigen |
| • Fibrinogen | • Protein S Activity & Antigen |
| • Thrombin Time | • Lupus Anticoagulants |
| • Extrinsic pathway factors | • VWF Ag |
| • Intrinsic pathway factors | • Microparticles |
| • Factor VIII, chromogenic method | • Plasminogen and TAFI* |
| • Anti-Xa (UFH, LMWH, Rivaroxaban*, Apixaban*, Edoxaban, Fondaparinux*) | • Calibrators |
| • Ecarin Chromogenic Assay (Dabigatran)* | • Quality controls |

Characteristics

- **Viscosity-Based (mechanical) Detection System** consistently delivers accurate results
 - Exclusive technology standardized on all Stago systems
 - Insensitive to interferences from hemolyzed, icteric and lipemic samples
 - Maximum precision for weak clot detection
- **Highest onboard loading capacity:** 96 samples, 45 reagents, 1,000 cuvettes onboard provide true walkaway capability
- **True STAT management** prioritizes patient samples to ensure faster turnaround time with no impact on throughput
- **Autoverification** capabilities streamlines result reporting and minimizes operator intervention
- **Automatic management of dilutions**, reruns, reflex testing and add-ons
- **Coag Expert rules** simplifies complex testing with built in expertise
- **Extensive test menu** with unique pre-calibration feature for all routine tests, fully automatic barcoded reagent management and proper onboard stability
- **Expert Preanalytical Check module provides**
 - fill volume check feature for every tube type
 - report with confidence - detects hemolysis, icterus, and lipemia on all clot-based, chromogenic and immuno- turbidimetric tests
 - no impact on volume requirements or throughput
 - compliant with CLSI H21-A5

STA COMPACT MAX³® LINE / STA COMPACT Solutions & Disposables

Cat. No.	Product name	Product description	Pack.
Solutions			
00975	STA-Desorb U	24 vials of STA-Desorb U	24 x 15 mL
00973	STA-Cleaner Solution	6 vials of STA-Cleaner Solution	6 x 2.5 L
Disposables			
38669	STA-Cuvettes	6 rolls of 1000 STA-Cuvettes	6 x 1000
00802	STA-Microcups Microtubes in siliconed glass for reagents control and calibrator plasmas	1 box of 100 STA-Microcups	1 x 100
00741	STA - Microtainer Plastic cups for samples	1 box of 500 Microcontainer	1 x 500
00797	STA-Mini Reducer Plastic inserts for reagents (from 4 to 6 mL vials) - Improved stability	1 box of 100 STA-Mini Reducer	1 x 100
00760	STA-Micro Reducer Plastic inserts for reagents (from 1 to 2 mL vials) - Improved stability	1 box of 100 STA-Micro Reducer	1 x 100
00801	STA-Maxi Reducer Plastic inserts for reagents (from 8 to 15 mL vials) - Improved stability	1 box of 100 STA-Maxi Reducer	1 x 100
27425	White stirring magnet (for STA-NeoPTimal)	1 item	1
26674	Red stirring magnet (for STA-C.K. Prest)	1 item	1
26605	Reduction Ring DIN 14 (1 to 10mL)	1 each	1
26610	Reagent Vial Reduction Ring DIN 18 (5 to 10mL)	1 each	1 x 2

STA COMPACT MAX³ LINE / STA COMPACT Disposables spare parts

Cat. No.	Product name	Product description	Pack.
89156	Needle 1 Quick change for cap piercing on STA Compact Max ³	1 item	1
39022	Needle 1 for cap piercing STA Compact Max	1 item	1
38646	Needle 1 for non-cap piercing STA Compact Max	1 item	1
27354	Needle 2	1 item	1

STA COMPACT MAX³ LINE / STA COMPACT (CONT'D)

Disposables spare parts

Cat. No.	Product name	Product description	Pack.
27307	Needle 3	1 item	1
27530	Teflon tips for syringe and o-ring	1 item	1 x 61 x 6
27458	Liquid filter	1 item	1
39738	Liquid filter	10 items	1 x 10
26699	Halogen lamp	1 item	1
27538	Hamilton syringe and o-ring	1 item	1
27421	Suction head	2 items	1 x 2
27420	Air filter	2 items	1 x 2
87018	Tubing EV piercing	6 items	1 x 6
80343	Soft stylet kit	10 items	1 x 10
27037	6.3 x 32 T 4A fuses	10 fuses	1 x 10
27575	6.3 x 32 T 6.25A fuses	10 fuses	1 x 10
39863	6.3 x 32 T 10A fuses	10 fuses	1 x 10
39783	5 x 20 T 315mA fuses	10 items	1 x 10
39880	5 x 20 T 1A fuses	10 fuses	1 x 10
39784	5 x 20 T 4A fuses	10 items	1 x 10
39785	5 x 20 T 8A fuses	10 items	1 x 10
39863	5 x 20 T 10A fuses	10 fuses	1 x 10
26681	5 x 20 T 6.3A fuses	10 fuses	1 x 10

STA COMPACT MAX³ LINE / STA COMPACT

Auxiliary materials

Cat. No.	Product name	Product description	Pack.
26555	Ball extractor	1 item	1
39002	Aluminium microcontainer reducer (microvolume)	10 items	1 x 10
27543	Microcups reducer Reduction ring adapter for microcups	2 items	1 x 2
88618	QWERTY keyboard for STA Compact Max	1 item	1
89377	Visual Alarm Device	1 item	1
89369	Cooling liquid	1 bottle (1L)	1
27421	Suction rubber head	2 each	2



STA SATELLITE MAX® SYSTEM

The STA Satellite Max® is a fully automated benchtop analyzer capable of simultaneously performing clotting, chromogenic, and immunologic assays. The STA Satellite Max offers complete automation to the low volume coagulation laboratory and satellite labs, delivering a powerful, reliable analyzer within a small footprint. The system enables Integrated Health Networks to standardize patient testing results including D-dimer and Anti-Xa. With an Integrated Barcode Reader, continuous sample loading with positive sample identification, removable sample carousel for 20 primary tubes, and a removable reagent carousel with 16 positions, the Satellite Max provides the only true walkaway hemostasis solution for low-volume and satellite laboratories.

Supplied with

- 1 accessory pack
- 1 year warranty
- Uninterrupted power management (UPM) system
- 17" LCD touchscreen monitor
- Brother printer (optional)

To order*

59004 STA Satellite Max

Parameters*

- PT
- APTT
- Fibrinogen
- Anti-Xa (UFH, LMWH)
- D-Dimers
- Antithrombin Activity
- Calibrators
- Quality controls

Characteristics

- **Viscosity-Based (mechanical) Detection System** consistently delivers accurate results
 - Exclusive technology standardized on all Stago systems
 - Insensitive to interferences from hemolyzed, icteric and lipemic samples
 - Maximum precision for weak clot detection
- **Innovative double resolution pipetting** system delivers a maintenance free needle that provides industry leading precision
- **Extended versatility with carousel system**
 - Utilize rack system approach for batch preparation or load while onboard
 - Store carousels in refrigerator to further extend onboard stability
 - Enable positive sample identification of samples and reagents while onboard
- **Positive identification** of samples and reagents
- **Extended traceability:** complete management of barcoded reagents with exclusive pre-calibration feature for all routine tests decreasing labor demands and ensuring result standardization across STA® line of instruments
- **Minimal user maintenance and intervention** required allowing for more time to focus on results
- **Ample onboard loading capacity provides true walkaway capability for low-volume and satellite labs**
 - 20 samples onboard
 - 16 cooled reagent positions
 - 220 unitary cuvettes onboard

STA SATELLITE MAX/ STA SATELLITE

Solutions & Disposables

Cat. No.	Product name	Product description	Pack.
----------	--------------	---------------------	-------

Solutions

00975	STA-Desorb U	24 vials of STA-Desorb U	24 x 15 mL
00973	STA-Cleaner Solution	6 vials of STA-Cleaner Solution	6 x 2.5 L

Disposables


39430	STA-Satellite Cuvettes	6 rolls of 220 cuvettes and 6 disposable cuvette bins	6 x 220
00741	STA - Microtainer Plastic cups for samples	1 box of 500 Microcontainer	1 x 500
00802	STA-Microcups Microtubes in siliconed glass for reagents control and calibrator plasmas	1 box of 100 STA-Microcups	1 x 100
00797	STA-Mini Reducer Plastic inserts for reagents (from 4 to 6 mL vials) - Improved stability	1 box of 100 STA-Mini Reducer	1 x 100
00801	STA-Maxi Reducer Plastic inserts for reagents (from 8 to 15 mL vials) - Improved stability	1 box of 100 STA-Maxi Reducer	1 x 100
27425	White stirring magnet (for STA-NeoPTimal)	1 item	1
26649	Thermal paper	1 roll (25 m)	1

Disposables spare parts

39356	Sample needle	1 item	1
26681	5 x 20 T 6.3A fuses	10 fuses	1 x 10
80132	Air filter	3 items	1 x 3
27458	Liquid filter	1 item	1
39738	Liquid filter	10 items	1 x 10
80467	Disposable cuvette bins	5 items	1 x 5

Auxiliary materials

26555	Ball extractor	1 item	1
88828	Reduction ring DIN 14 (18.5 mm)	2 items	1 x 2
39968	Microcups adapter	2 items	1 x 2
80057	Microtainer reducer for microvolume sample	2 items	1 x 2
88370	Reagents carousel n°1	1 item	1
80094	Sample carousel n°1	1 item	1
80956	Satellite IMP Box for added USB functionality	1 item	1
86415	IMP Box USB	1 item	1



ST GENESIA SYSTEM

Research use only; not for use in diagnostic procedures

Breakthrough innovation in Thrombin Generation (TG). ST Genesis is a complete solution to measure thrombin generation in patients' plasma, 100% automated, 100% standardized and 100% innovative.

The Thrombin Generation Assay is a global test able to provide an evaluation of the coagulation potential of a plasma sample. It measures the formation of thrombin during the whole coagulation process, including phases of initiation, propagation and inhibition. ST Genesis offers a fully automated system to measure thrombin generation in PPP, with unique features like the once daily calibration, the reference plasma and the temperature control which allow standardized results across laboratories.

User friendly and easy to use, ST Genesis is the first walk-away solution to measure thrombin generation to fit any laboratory environment. Its embedded software, with a graphical user interface, provides all the routine features expected by laboratories in terms of calibration, quality controls and data management.

Supplied with

- 1 accessory pack

To order

86938 ST Genesis - Research Use Only; not for use in diagnostic procedures

Parameters

- Lag Time
- Peak Height
- Time to Peak
- Velocity Index
- Endogenous Thrombin Potential
- Endogenous Thrombin Potential Inhibition
- Start Tail

Characteristics

- **Specific features:** 6 TG parameters in absolute and normalized units + ETP inhibition thanks to the addition of thrombomodulin and all parameters calculated automatically
- **Assayed reference plasma** for results normalization
- **3 QC levels** for STG ThromboScreen, 2 QC levels for STG BleedScreen and STG DrugScreen
- **Trigger reagents and QC combined** for improved standardization
- **Precise temperature control** at 37°C
- **Routine features:** calibration and QC management (including Westgard), complete traceability and STG samples
- **User friendly interface** with secure access
- **Positive identification & continuous loading of reagents**, samples and disposables
- **Unitary cuvettes** preloaded on trays
- **New patented calibration method:** only once daily required, insensitive to anticoagulant drugs
- **Optimized reagents** for hypo-, hyper-coagulable & samples containing anticoagulant
- **Protein C pathway function** assessed by Thrombomodulin reagent
- **Ready to use** fluorescent substrate

ST GENESIA

Solution & Disposables

Cat. No.	Product name	Product description	Pack.
Solution			
00973	STA-Cleaner Solution	6 vials of STA-Cleaner Solution	6 x 2.5 L
Disposables			
86939	STG-Cuvettes	12 racks (40 cuvettes each)	12 x 40
86801	Disposable cuvettes bins	6 items (80 cuvettes capacity each)	1 x 6
86855	Rack for secondary sample tubes ST Genesia	1 item	1
86854	Rack for primary sample tubes ST Genesia	1 item	1
Disposables spare parts			
86853	Kit of 3 filters ST Genesia	3 items	1 x 3
27458	Liquid filter	1 item	1
39738	Liquid filter	10 items	10
39356	Equipped needle	1 item	1
86836	1A ST Genesia fuse	2 items	1 x 2
86837	2A ST Genesia fuse	2 items	1 x 2
86838	3A ST Genesia fuse	2 items	1 x 2
86839	4A ST Genesia fuse	2 items	1 x 2

Thrombin Generation Virtual Conference



Click or scan the QR code to view archived, on demand sessions by various key thought leaders on thrombin generation applications related to bleeding, thrombosis, fibrinolysis, and platelets.



DIGITAL SOLUTIONS



DIGITAL SOLUTIONS



COAG.ONE BY STAGO

Coag.One by Stago is a centralized middleware system that transforms hemostasis laboratory management, and delivers operational efficiency through its ability to organize data, streamline workflow and optimize production from multiple sites.

To order

Please consult your Stago team for ordering support.

86765 Coag.One server license

86780 Coag.One server license Workcell

86795 Coag.One site license

87735 Connect.One Gateway kit

86770 Coag.One pre-prod server license

86785 Stago Instrument connection license





ConnectOne

By Stago

CONNECT.ONE BY STAGO

Connect.One offers a secured network architecture allowing remote access and remote monitoring services. Using a single secure entry point, Connect.One connects Stago analyzers and sends data (quality control results, cost per reportable results, instrument status...) and alarms to Stago managed serves.

Contact your Stago team to discuss how to connect your Max Generation analyzer to Connect.One





Innovation
Branding
Solution
Marketing
Analysis
Ideas
Success
Management



MY EXPERT QC

My Expert QC, the real-time peer comparison program by Stago, is a quality control program that continuously monitors the performance of your analyzer based on the routine use of Stago internal quality control (IQC) materials. My Expert QC offers flexible comparison levels from local to global, covering all Stago QC from routine to specialty. My Expert QC program is available 24/7 on www.myexpertqc.com

To register for My Expert QC, simply click the Pre-Registration button on www.myexpertqc.com.



KEY FEATURES



GLOBAL PEER GROUP COMPARISON DEDICATED TO HAEMOSTASIS

- All routine and specialized tests available
- Extended WW and nationwide user base
- Multiple lots of QC available



REAL-TIME PEER GROUP COMPARISON

- Automated data transmission
- Cumulative, monthly or weekly statistical reports
- Statistical analysis and alerts in seconds



QC MANAGEMENT MADE EASY

- Meaningful statistical indicators and graphs
- Variety of reports and peer groups offered
- Customizable interface and levels of comparison



Max Generation Systems

QC results are generated on the analyser



Real-time peer group comparison of IQC results

How does it work?

STA Coag Expert or Coag.One

Automatic upload of QC results from Workstation

ConnectOne By Stago

QC results transferred through secured funnel

st|hemE

by Stago

Qualiris

ST|HEME QUALIRIS

Combined with your internal quality control, an External Quality Assessment (EQA) program will allow a comparison of performances with other participants.

Blind plasma covering several concentration levels and reflecting most clinical settings are provided for regular testing. Peer group comparisons with color-coded alerts and graphs are provided few days after the data submission deadline in monthly reports. Annual reports allow month to month comparison of the results.

st|hemE Qualiris can be used by all laboratories, regardless of reagents or instrumentation used.

01044 Qualiris QC Premium S1
01045 Qualiris QC Premium S2
01047 Qualiris QC Heparin HBPM/LMWH
01048 Qualiris QC Heparin HNF/UFH
01049 Qualiris QC D-Dimer
01050 Qualiris Diagnostic Challenge
01063 Qualiris QC Lupus Anticoagulant
01272 Qualiris QC DOAC Anti-Xa
01576 Qualiris HIT Assay
85093 Qualiris QC Premium Factors
85094 Qualiris QC Premium Thrombophilia



REAGENTS



SCREENING TESTS

Extrinsic pathway

Prothrombin Time (PT)

Cat. No.	Product name	Product description	Pack.
Automated reagents			
01163	STA®-NeoPTimal 5 Prothrombin Time (PT) (ISI ~ 1.0)	6 vials of STA®-NeoPTimal 5 • 6 vials of solvent	6 x 5 mL
01164	STA®-NeoPTimal 10 Prothrombin Time (PT) (ISI ~ 1.0)	12 vials of STA®-NeoPTimal 10 • 12 vials of solvent	12 x 10 mL

Intrinsic pathway

Activated Partial Thromboplastin Time (APTT)

Cat. No.	Product name	Product description	Pack.
Automated reagents			
00595	STA-PTT Automate 5 Determination of Activated Partial Thromboplastin Time (APTT) (silica activator)	12 vials of STA-PTT Automate 5	12 x 5 mL
00597	STA-C.K. Prest 5 Determination of Activated Partial Thromboplastin Time (APTT) (Kaolin activator)	6 vials of STA-C.K. Prest 5 • 6 vials of solvent + activator	6 x 5 mL
Multipurpose reagents			
00599US	PTT-LA Lupus Anticoagulant APTT based reagent	6 vials of PTT-LA	6 x 2 mL
Reference plasma			
01139	Pool Norm Normal human plasma pool	12 vials of Pool Norm	12 x 1 mL

Common pathway

Fibrinogen

Cat. No.	Product name	Product description	Pack.
Automated reagent			
00674	STA-Fibrinogen 5 Quantitative determination of fibrinogen by Clauss method	12 vials of STA-Fibrinogen 5	12 x 5 mL

Fibrin formation

Thrombin Time (TT) - Reptilase Time

Cat. No.	Product name	Product description	Pack.
Automated & multipurpose reagents			
00611	STA-Thrombin 2 Determination of Thrombin Time	12 vials of STA-Thrombin 2	12 x 2 mL
00669	STA-Thrombin 10 Determination of Thrombin Time	12 vials of STA-Thrombin 10	12 x 10 mL
00614	STA-Reptilase Determination of Reptilase time	6 vials of STA-Reptilase	6 x 2 mL

Combination Reagents

Calibration plasmas-Quality controls



Cat. No.	Reagent	Calibration plasma	Quality controls
PT			
01163	STA-NeoPTimal 5	Pre-calibrated	STA-System Control N+P - Cat. No. 00678 STA-Coag Control N+ABN Plus - Cat. No. 00677
01164	STA-NeoPTimal 10	Pre-calibrated	STA-System Control N+P - Cat. No. 00678 STA-Coag Control N+ABN Plus - Cat. No. 00677
APTT			
00595	STA-PTT Automate 5	N/A	STA-System Control N+P - Cat. No. 00678 STA-Coag Control N+ ABN Plus - Cat. No. 00677
00597	STA-C.K. Prest 5	N/A	STA-System Control N+P - Cat. No. 00678 STA-Coag Control N+ABN Plus - Cat. No. 00677
Fibrinogen			
00674	STA-Fibrinogen 5	Pre-calibrated	STA-System Control N+P - Cat. No. 00678 STA-Coag Control N+ABN Plus - Cat. No. 00677
Thrombin - Reptilase			
00611	STA-Thrombin 2	N/A	STA-Coag Control N+ABN Plus - Cat. No. 00677
00669	STA-Thrombin 10	N/A	STA-Coag Control N+ABN Plus - Cat. No. 00677
00614	STA-Reptilase	N/A	STA-System Control N+P - Cat. No. 00678

FACTOR ASSAYS

Deficient plasmas Extrinsic pathway

Cat. No.	Product name	Product description	Pack.
Automated reagents			
00745	STA-Deficient II Deficient plasma for factor II assay	6 vials of STA-Deficient II	6 x 1 mL
00740	STA-ImmunoDef II Deficient plasma for factor II assay	6 vials of STA-ImmunoDef II	6 x 1 mL
00744	STA-Deficient V Deficient plasma for factor V assay	6 vials of STA-Deficient V	6 x 1 mL
00743	STA-Deficient VII Deficient plasma for factor VII assay	6 vials of STA-Deficient VII	6 x 1 mL
00738	STA-Deficient X Deficient plasma for factor X assay	6 vials of STA-Deficient X	6 x 1 mL

Deficient plasmas Intrinsic pathway

Cat. No.	Product name	Product description	Pack.
Automated reagents			
T2608	TriniCHROM Factor VIII:C Quantitative determination of factor VIII:C in human plasma and factor VIII concentrate by chromogenic assay	3 vials of reagent F.IXa • 3 vials of reagent F.X • 3 vials of substrate • 3 vials of dilution buffer	3 x 2 mL 3 x 2 mL 3 x 6 mL 3 x 5 mL
00728	STA-ImmunoDef VIII Immuno-depleted plasma for factor VIII assay	6 vials of STA-ImmunoDef VIII	6 x 1 mL
00734	STA-ImmunoDef IX Immuno-depleted plasma for factor IX assay	6 vials of STA-ImmunoDef IX	6 x 1 mL
00759	STA- ImmunoDef XI Deficient plasma for factor XI assay	6 vials of STA-ImmunoDef XI	6 x 1 mL
00722	STA-Deficient XII Deficient plasma for factor XII assay	6 vials of STA-Deficient XII	6 x 1 mL
00314	STA-ImmunoDef XII Deficient plasma for factor XII assay	6 vials of STA®-ImmunoDef XII	6 x 1 mL

Factors Webinar



Click or scan the QR code to view an educational webinar [When to Choose a Chromogenic over Clotting-Based Method in Coagulation Factor Testing: Indications & Considerations](#) by Dr. Morayma Reyes-Gil on coagulation factor assays.



Other methods

Asserachrom - Staclot - TriniCHROM

Cat. No.	Product name	Product description	Pack.
Factor VII			
00281	Staclot VIIa-rTF Chronometric determination of activated factor VII - <i>Research use only; not for use in diagnostic procedures</i>	2 vials of deficient plasma VII • 2 vials of buffer • 2 vials of rsTF-Phospholipides • 2 vials of F.VIIa calibrator • 2 vials of control 1 • 2 vials of control 2	2 x 1 mL
00491	Asserachrom VIIa-AT Quantitative determination of factor VIIa-Antithrombin complex by ELISA method <i>Research use only; not for use in diagnostic procedures</i>	3 x 2 coated strips • 3 vials of sample diluent • 3 vials of anti-AT-peroxidase • 3 vials of TMB • 3 vials of F.VIIa-AT calibrator • 3 vials of F.VIIa-AT control • 3 vials of AT-peroxidase buffer • 1 vial of washing solution	3 x 32 tests
00955	Asserachrom VII:Ag Quantitative determination of factor VII:Ag by ELISA Method - <i>Research use only; not for use in diagnostic procedures</i>	3 x 2 coated strips • 3 vials of TMB • 3 vials of anti-VII:Ag peroxidase • 3 vials of dilution buffer • 3 vials of F.VII calibrator • 3 vials of washing solution • 3 vials of F.VII control	3 x 32 tests
Factor VIII			
T2608	TriniCHROM Factor VIII:C Quantitative determination of factor VIII:C in human plasma and factor VIII concentrate by chromogenic assay	3 vials of reagent F.IXa • 3 vials of reagent F.X • 3 vials of substrate • 3 vials of dilution buffer	3 x 2 mL 3 x 2 mL 3 x 6 mL 3 x 5 mL
00280	Asserachrom VIII:Ag Quantitative determination of factor VIII:Ag by ELISA method - <i>Research use only; not for use in diagnostic procedures</i>	3 x 2 coated strips • 3 vials of TMB • 3 vials of anti-VIII:Ag peroxidase • 3 vials of dilution buffer • 3 vials of F.VIII:Ag calibrator • 1 vial of washing solution • 3 vials of F.VIII:Ag control	3 x 32 tests
Factor IX			
00943	Asserachrom IX:Ag Quantitative determination of factor IX:Ag by ELISA method	3 x 2 coated strips • 3 vials of TMB • 3 vials of anti-IX:Ag-peroxidase • 1 vial of dilution buffer • 3 vials of F.IX:Ag calibrator • 1 vial of washing solution • 3 vials of F.IX:Ag control	3 x 32 tests
Factor X			
00956	Asserachrom X:Ag Quantitative determination of factor X:Ag by ELISA Method - <i>Research use only; not for use in diagnostic procedures</i>	3 x 2 coated strips • 3 vials of TMB • 3 vials of anti-X:Ag-peroxidase • 3 vials of dilution buffer • 3 vials of F.X calibrator • 1 vial of washing solution • 3 vials of F.X control	3 x 32 tests



Combination Reagents

Calibration plasmas-Quality controls

Cat. No.	Reagent	Calibration plasma	Quality controls
Deficient plasmas			
00745	STA-Deficient II	STA-Unicalibrator - Cat. No. 00675	STA-System Control N+P - Cat. No. 00678
00740	STA-ImmunoDef II	STA-Unicalibrator - Cat. No. 00675	STA-System Control N+P - Cat. No. 00678
00744	STA-Deficient V	STA-Unicalibrator - Cat. No. 00675	STA-System Control N+P - Cat. No. 00678
00743	STA-Deficient VII	STA-Unicalibrator - Cat. No. 00675	STA-System Control N+P - Cat. No. 00678
00738	STA-Deficient X	STA-Unicalibrator - Cat. No. 00675	STA-System Control N+P - Cat. No. 00678
00728	STA-ImmunoDef VIII	STA-Unicalibrator - Cat. No. 00675	STA-System Control N+P - Cat. No. 00678
00734	STA-ImmunoDef IX	STA-Unicalibrator - Cat. No. 00675	STA-System Control N+P - Cat. No. 00678
T2608	TriniCHROM Factor VIII:C	STA-Unicalibrator - Cat. No. 00675	STA-System Control N+P - Cat. No. 00678
00759	STA-ImmunoDef XI	TriniCAL Reference Plasma - Cat. No. T5102	TriniCHECK Level 1 - Cat. No. T4111 TriniCHECK Level 2 - Cat. No. T4112 TriniCHECK Level 3 - Cat. No. T4113
00722	STA-Deficient XII	STA-Unicalibrator - Cat. No. 00675	STA-System Control N+P - Cat. No. 00678
00315	STA-ImmunoDef XII	STA-Unicalibrator - Cat. No. 00675	STA-System Control N+P - Cat. No. 00678



Combination Reagents

Calibration plasmas-Quality controls

Cat. No.	Reagent	Calibration plasma	Quality controls
Fibrin formation			
00543	STA-Liatest FM	STA-FM Calibrator - Cat. No. 00544	STA-FM Control - Cat. No. 00545
00515	STA-Liatest D-Di	Pre-calibrated	STA-Liatest Control N+P - Cat. No. 00526

FIBRIN FORMATION & DEGRADATION

Fibrin formation

Fibrin monomers

Cat. No.	Product name	Product description	Pack.
Automated reagent			
00543	STA-Liatest FM Quantitative determination of fibrin monomers by immuno-turbidimetric method - <i>Liquid reagent</i>	6 vials of latex • 6 vials of buffer • 90 tests	6 x 4 mL 6 x 2 mL

Degradation products

D-Dimer

Cat. No.	Product name	Product description	Pack.
Automated reagent			
00515	STA-Liatest D-Di Quantitative determination of D-Dimer levels by immuno-turbidimetric method - <i>Liquid reagent</i>	6 vials of latex • 6 vials of buffer	6 x 6 mL 6 x 5 mL
Manual reagents			
00947	Asserachrom D-Di Quantitative determination of D-Dimer levels by ELISA method	3 x 2 coated strips • 3 vials of TMB • 3 vials of anti-D Peroxidase • 3 vials of dilution buffer • 3 vials of D-Di calibrator • 1 vial of washing solution • 3 vials of D-Di control	3 x 32 tests

Degradation products

FDP

Cat. No.	Product name	Product description	Pack.
Manual reagents			
00540	FDP Plasma Qualitative and semi quantitative determination of fibrin & fibrinogen degradation products (FDP) in plasma by latex agglutination	1 vial of latex • 1 vial of buffer • 1 vial of negative control • 10 test cards • 1 vial of positive control • mixing rods	1 x 1.3 mL

FIBRINOLYSIS

Fibrinolysis

TAFI - Plasminogen - tPA - PAI

Cat. No.	Product name	Product description	Pack.
00346	STA-Stachrom TAFI Chromogenic assay for the quantitative determination of the Thrombin Activatable Fibrinolysis Inhibitor (TAFI) activity <i>Research use only; not for use in diagnostic procedures</i>	2 vials of TAFI activator • 2 vials of substrate • 4 vials of carboxypeptidase A • 2 vials of TAFI calibrator • 2 vials of TAFI control	80 tests
00616	Asserachrom TAFIa/TAFIai Quantitative determination of activated and/or inactivated TAFI by ELISA method <i>Research use only; not for use in diagnostic procedures</i>	3 x 2 coated strips • 3 vials of TMB • 3 vials of anti-TAFIa/TAFIai Peroxidase • 3 vials of dilution buffer • 3 vials of TAFIa/TAFIai calibrator • 1 vial of washing solution • 3 vials of TAFIa/TAFIai control	3 x 32 tests
00658	STA-Stachrom Plasminogen Chromogenic assay of plasminogen	6 vials of streptokinase • 6 vials of substrate	6 x 3 mL
00948	Asserachrom tPA Quantitative determination of tissue Plasminogen Activator (tPA) by ELISA method	3 x 2 coated strips • 3 vials of TMB • 3 vials of anti-tPA peroxidase • 3 vials of dilution buffer • 3 vials of tPA calibrator • 1 vial of washing solution • 3 vials of tPA control	3 x 32 tests
00807	Stachrom PAI Chromogenic assay of Plasminogen Activator Inhibitor 1 (PAI 1)	2 vials of urokinase • 2 vials of PAI calibrator 1 • 2 vials of plasminogen • 2 vials of PAI calibrator 2 • 2 vials of substrate • 2 vials of PAI calibrator 3	2 x 2 mL
00949	Asserachrom PAI 1 Quantitative determination of Plasminogen Activator Inhibitor 1 (PAI 1) by ELISA method	3 x 2 coated strips • 3 vials of TMB • 3 vials of anti-PAI 1 peroxidase • 3 vials of dilution buffer • 3 vials of PAI 1 calibrator • 1 vial of washing solution • 3 vials of PAI 1 control	3 x 32 tests

Combination Reagents

Calibration plasmas-Quality controls



Cat. No.	Reagent	Calibration plasma	Quality controls
00658	STA-Stachrom Plasminogen	STA-Unicalibrator - Cat. No. 00675	STA-System Control N+P - Cat. No. 00678

ANTICOAGULANT TREATMENTS

Heparins & Direct Anti-Xa

UFH - LMWH - rivaroxaban - apixaban - edoxaban

Cat. No.	Product name	Product description	Pack.
Anti-Xa chromogenic assays			
00311US	STA-Liquid Anti-Xa 4 Chromogenic assay of UFH, LMWH, rivaroxaban (Xarelto), apixaban (Eliquis) and edoxaban (Savaysa) <i>Liquid reagent</i>	6 vials of substrate • 6 vials of factor Xa	6 x 4 mL
00322US	STA-Liquid Anti-Xa 8 Chromogenic assay of UFH, LMWH, rivaroxaban (Xarelto), apixaban (Eliquis) and edoxaban (Savaysa) <i>Liquid reagent</i>	6 vials of substrate • 6 vials of factor Xa	6 x 8 mL
00906	Stachrom Heparin Chromogenic assay of UFH and LMWH	4 vials of antithrombin • 4 vials of factor Xa • 2 vial of buffer • 4 vials of substrate	4 x 4 mL

HIT

Heparin Induced Thrombocytopenia

Cat. No.	Product name	Product description	Pack.
00615	Asserachrom HPIA Determination of anti-heparin PF4 antibodies by ELISA method	3 x 2 coated strips • 3 vials of HPIA negative control • 3 vials of HPIA reference • 3 vials of HPIA positive control • 1 vial of washing solution • 6 vials of TMB • 6 vials of anti-human IgG/A/M peroxidase • 3 vials of dilution buffer	3 x 2 x 8 tests
00624	Asserachrom HPIA- IgG Detection of Anti-Heparin-PF4 Antibodies of IgG Class by Enzyme Immunoassay	3 x 2 coated strips • 6 vials of Anti-IgG Peroxidase • 6 vials of TMB • 3 bottles of Dilution Buffer • 1 bottle of washing solution • 3 vials of HPIA - IgG Reference • 3 vials of negative control • 3 vials of positive control	3x2x8 tests

DTI

Direct Thrombin Inhibitors

Cat. No.	Product name	Product description	Pack.
01108	STA-ECA II Ecarin chromogenic assay of direct thrombin inhibitors (dabigatran) <i>Research use only; not for use in diagnostic procedures</i>	2 vials of prothrombin • 2 vials of substrate • 2 vials of ecarin	2 x 25 tests

HIT Webinar



Click or scan the QR code to attend an educational webinar **Heparin-Induced Thrombocytopenia (HIT): Practical Aspects of Clinical and Laboratory Diagnosis** by Dr. Long Zheng on heparin-induced thrombocytopenia (HIT) diagnosis and laboratory methods.





Combination Reagents

Calibration plasmas-Quality controls

Reagent	STA-Liquid Anti-Xa Cat. No. 00311US (4 mL) / Cat. No. 00322US (8 mL)				
Molecules	UFH & LMWH	rivaroxaban	apixaban	edoxaban	fondaparinux
Calibration type	Dedicated calibration HNF/HBPM Hybrid calibration	Dedicated calibration	Dedicated calibration	Dedicated calibration	Dedicated calibration
Calibration plasma	STA-Multi-Hep Calibrator Cat. No. 00348	STA-Rivaroxaban Calibrator Cat. No. 00704US <i>Research use only; not for use in diagnostic procedures</i>	STA-Apixaban Calibrator Cat. No. 01112 <i>Research use only; not for use in diagnostic procedures</i>	STA-Edoxaban Calibrator Cat. No. 01177 <i>Research use only; not for use in diagnostic procedures</i>	STA-Fondaparinux Calibrator Cat. No. 00354
Quality Controls	STA-Quality HNF/UFH Cat. No. 00381 STA-Quality HBPM/LMWH Cat. No. 00686	STA-Rivaroxaban Control Cat. No. 00706US <i>Research use only; not for use in diagnostic procedures</i>	STA-Apixaban Control Cat. No. 01111 <i>Research use only; not for use in diagnostic procedures</i>	STA-Edoxaban Control Cat. No. 01176 <i>Research use only; not for use in diagnostic procedures</i>	STA-Fondaparinux Control Cat. No. 00355

Reagent	Stachrom Heparin Cat. No. 00906
Molecules	UFH
Calibration type	Dedicated calibration UFH
Calibration plasma	STA-Hepanorm H Cat. No. 00684
Quality Controls	STA-Heparin Control (UFH) Cat. No. 00683

Combination Reagents

Calibration plasmas-Quality controls

Cat. No.	Reagent	Calibration plasma	Quality controls
01108	STA-ECA II <i>Research use only; not for use in diagnostic procedures</i>	STA-Dabigatran Calibrator - Cat. No. 01109 <i>Research use only; not for use in diagnostic procedures</i>	STA-Dabigatran Control - Cat. No. 01110 <i>Research use only; not for use in diagnostic procedures</i>

Anti-Xa Webinar



Click or scan the QR to attend an educational webinar Heparin Monitoring: aPTT versus Anti-Xa assay on anti-Xa testing for heparin by Donna Castellone.



THROMBOPHILIA

Major Physiological Inhibitors

AT - Protein C - APCR - Protein S - C4b-BP

Cat. No.	Product name	Product description	Pack.
Antithrombin (AT)			
00596	STA-Stachrom AT III 3 Chromogenic assay of Antithrombin	4 vials of thrombin • 4 vials of substrate • 4 vials of thrombin solvent	4 x 3 mL
00568	Liatest AT III Quantitative determination of Antithrombin by immuno-turbidimetric method	6 vials of latex • 6 vials of buffer	6 x 1 mL
Protein C			
00747	STA-Staclot Protein C 1 Clotting assay of Protein C	3 vials of PC deficient plasma • 3 vials of PC activator	3 x 1 mL
00737	STA-Staclot Protein C 3 Clotting assay of Protein C	6 vials of PC deficient plasma • 6 vials of PC activator	6 x 3 mL
00671	STA-Stachrom Protein C Chromogenic assay of Protein C	6 vials of PC activator • 6 vials of substrate	6 x 6 mL
00944	Asserachrom Protein C Quantitative determination of Protein C by ELISA method	3 x 2 coated strips • 3 vials of Protein C control • 1 vial of washing solution • 3 vials of TMB • 3 vials of anti-Protein C peroxidase • 3 vials of dilution buffer • 3 vials of Protein C calibrator	3 x 32 tests
00721	STA-Staclot APC-R Assessment of activated protein C Resistance in plasma	4 vials of Factor V Deficient Plasma • 4 vials of venom • 4 vials of human activated Protein C • 4 vials of Control N • 4 vials of Control	4 x 2 mL 4 x 1 mL
Protein S			
00746	STA-Staclot Protein S Clotting assay of Protein S	2 vials of PS deficient plasma • 2 vials of F.Va • 2 vials of APC	2 x 1 mL
00527	STA-Liatest Free Protein S 2 Quantitative determination of Free Protein S by immuno-turbidimetric method - <i>Liquid reagent</i>	3 vials of latex • 3 vials of buffer	3 x 2 mL
00516	STA-Liatest Free Protein S 6 Quantitative determination of Free Protein S by immuno-turbidimetric method - <i>Liquid reagent</i>	6 vials of latex • 6 vials of buffer	6 x 6 mL
00945	Asserachrom Total Protein S Quantitative determination of Total Protein S by ELISA method	3 x 2 coated strips • 3 vials of Total Protein S calibrator • 3 vials of dilution buffer • 3 vials of TMB • 3 vials of Total Protein S control • 1 vial of washing solution • 3 vials of anti-Total Protein S peroxidase	3 x 32 tests
00946	Asserachrom Free Protein S Quantitative determination of Free Protein S by ELISA method	3 x 2 coated strips • 3 vials of Free Protein S calibrator • 3 vials of dilution buffer • 3 vials of TMB • 3 vials of Free Protein S control • 1 vial of washing solution • 3 vials of anti-Free Protein S peroxidase	3 x 32 tests
00570	Liatest Protein S Microlatex Particle-Mediated Immunoassay for total Protein S	6 vials of latex • 6 vials of buffer	6 x 4 mL

THROMBOPHILIA

Antiphospholipid syndrome Lupus Anticoagulants (LA)

Cat. No.	Product name	Product description	Pack.
DRVV Screening and Confirmation			
00339	STA-Staclot DRVV Screen 2 Detection of the LA by the diluted Russel's viper venom test	12 vials of STA-Staclot DRVV Screen 2	12 x 2 mL
00333	STA-Staclot DRVV Screen 5 Detection of the LA by the diluted Russel's viper venom test	12 vials of STA-Staclot DRVV Screen 5	12 x 5 mL
00334	STA-Staclot DRVV Confirm Confirmation of LA by the diluted Russel's viper venom test	12 vials of STA-Staclot DRVV Confirm	12 x 2 mL
APTT Method Screening and Confirmation			
00599US	PTT-LA Lupus Anticoagulant APTT based reagent	6 vials of PTT-LA	6 x 2 mL
00600	Staclot LA Hexagonal phospholipids screening and confirmatory assay for LA	2 vials of hexagonal phospholipids • 2 vials of buffer • 4 vials of normal plasma • 2 vials of solvent • 2 vials of PTT LS	10 tests
Reference plasma			
01139	Pool Norm Normal human plasma pool	12 vials of Pool Norm	12 x 1 mL
Anti-Phospholipid Antibodies Screening and Confirmation			
00266	Asserachrom APA Screen Detection of Anti-Phospholipid Antibodies by Enzyme Immunoassay	3x2 coated strips • 3 vials of Anti-IgG, A • M Peroxidase • 3 vials TMB • 3 bottles of buffer • 1 bottle of washing solution • 3 vials of APA Screen Reference • 3 vials of Control 1 • 3 vials of Control 2	96 Unitary Tests
00267	Asserachrom APA IgG, M Semi-Quantitative enzyme immunoassay of anti-phospholipid antibodies of IgG and/or IgM Class	3x2 coated strips • 3 vials of Anti-IgG Peroxidase • 3 vials of Anti-IgM Peroxidase • 3 vials of TMB • 3 bottles of buffer • 1 bottle of washing solution • 3 vials of APA IgG, M Calibrator • 3 vials of Control 1 • 3 vials of Control 2	96 Unitary Tests

aPS Testimonial Video



Click or scan the QR code to view a patient testimonial about their diagnosis and living with antiphospholipid syndrome (aPS)





Combination Reagents

Calibration plasmas-Quality controls

Cat. No.	Reagent	Calibration plasma	Quality controls
Antithrombin (AT)			
00596	STA-Stachrom AT III 3	STA-Unicalibrator - Cat. No. 00675	STA-System Control N+P - Cat. No. 00678
Protein C			
00747	STA-Staclot Protein C 1	STA-Unicalibrator - Cat. No. 00675	STA-System Control N+P - Cat. No. 00678
00737	STA-Staclot Protein C 3	STA-Unicalibrator - Cat. No. 00675	STA-System Control N+P - Cat. No. 00678
00671	STA-Stachrom Protein C	STA-Unicalibrator - Cat. No. 00675	STA-System Control N+P - Cat. No. 00678
Protein S			
00746	STA-Staclot Protein S	STA-Unicalibrator - Cat. No. 00675	STA-System Control N+P - Cat. No. 00678
00516	STA-Liatest Free Protein S 6	Pre-calibrated	STA-Liatest Control N+P - Cat. No. 00526
LA			
00339	STA-Staclot DRVV Screen 2	N/A	STA-Control LA 1+2 - Cat. No. 00201
00333	STA-Staclot DRVV Screen 5	N/A	STA-Control LA 1+2 - Cat. No. 00201
00334	STA-Staclot DRVV Confirm	N/A	STA-Control LA 1+2 - Cat. No. 00201
00600	Staclot LA	N/A	STA-Control LA 1+2 - Cat. No. 00201

PRIMARY HEMOSTASIS

Von Willebrand Disease Von Willebrand Factor (VWF)

Cat. No.	Product name	Product description	Pack.
VWF			
00518	STA-Liatest VWF:Ag Quantitative determination of VWF by immuno-turbidimetric method	4 vials of latex • 4 vials of buffer • 4 vials of latex diluent	4 x 5 mL
00942	Asserachrom VWF:Ag Quantitative determination of VWF by ELISA method	3 x 2 coated strips • 3 vials of TMB • 3 vials of anti-VWF peroxidase • 1 vial of dilution buffer • 3 vials of VWF calibrator • 1 vial of washing solution • 3 vials of VWF control	3 x 32 tests
00919	Asserachrom VWF:FVIII Enzyme Immunoassay of the capacity of von Willebrand Factor to bind to Factor VIII	3 16-well coated strip • 3 vials of FVIIIr • 3 vials of Anti-FVII-Peroxidase • 2 vials of TMB • 3 vials of sample diluent • 3 vials of buffer • 1x50mL bottle of washing solution • 3 vials of VWF FVIII:B Calibrator • 3 vials of VWF FVIII:B Control	96 Unitary Tests
01191	STA-VWF:Rco Quantitative determination of ristocetin cofactor activity of VWF	3 vials of human platelets • 1 vial of buffer • 3 vials of ristocetin • 2 vials of calibrator • 3 vials of control 1 • 3 vials of control 2	3 x 4 mL
00239	Asserachrom VWF:CB Enzyme Immunoassay of the capacity of VWF to bind to collagen	3x2 coated strips • 3 vials of anti-VWF Peroxidase • 3 vials for TMB • 3 bottles of dilution buffer • 1 bottle of washing solution • 3 vials of calibrator • 3 vials of control	96 Unitary Tests



Combination Reagents Calibration plasmas-Quality controls

Cat. No.	Reagent	Calibration plasma	Quality controls
VWF Factor			
00518	STA-Liatest VWF:Ag	STA-Liatest VWF:Ag Calibrator - Cat. No. 00520	STA-Liatest Control N+P - Cat. No. 00526

Platelets

Flow Cytometry & ELISA

Cat. No.	Product name	Product description	Pack.
Flow Cytometry assays			
00449US	PLT VASP/P2Y12 For the monitoring of P2Y12 ADP receptor antagonists by flow cytometry - <i>Research use only; not for use in diagnostic procedures</i>	1 vial of diluent • 1 vial of PGE1 • 1 vial of PGE1 + ADP • 1 vial of fixative agent • 1 vial of anti-VASP P mouse monoclonal antibody • 1 vial of negative isotypic control • 1 vial of staining reagent	10 samples
00111US	PLT GP Receptors Quantitative determination of platelet surface glycoproteins by flow cytometry - <i>Research use only; not for use in diagnostic procedures</i>	1 vial of diluent • 1 vial of fixative agent • 1 vial of negative isotypic control • 1 vial of TRAP • 1 vial of anti-GPIIb/IIIa • 1 vial of anti-GPIb • 1 vial of anti-GPIIIa • 1 vial of anti-GMP 140 • 1 vial of staining reagent • 1 vial of calibrator	5 samples
00452	Platelet PAIg Kit for Platelet Associated Immunoglobulin quantitation by flow cytometry - <i>Research use only; not for use in diagnostic procedures</i>	1 vial of diluent • 1 vial of calibrator • 1 vial of Mab • 1 vial of staining reagent • 1 vial of negative isotypic control • 1 vial of buffer	10 samples
00457	Platelet Calibrator Kit for customized platelet antigen quantitation by flow cytometry - <i>Research use only; not for use in diagnostic procedures</i>	1 vial of diluent • 1 vial of negative isotypic control IgG2b • 1 vial of negative isotypic control IgG1 • 1 vial of calibrator • 1 vial of negative isotypic control IgG2a • 1 vial of staining reagent	50 samples
00418	Platelet GP Screen Kit for customized platelet glycoprotein quantitation by flow cytometry - <i>Research use only; not for use in diagnostic procedures</i>	1 vial of diluent • 1 vial of Mab2 anti-GPIa • 1 vial of calibrator • 1 vial of Mab2 anti-GPIb • 1 vial of staining reagent • 1 vial of Mab2 anti-GPIIIa	10 samples
00420	Megamix Beads for cytometer settings in microparticles analysis - <i>Research use only; not for use in diagnostic procedures</i>	1 vial of beads	50 tests
01077	Megamix-Plus FSC Beads for FSC-optimized cytometer settings in microparticles analysis - <i>Research use only; not for use in diagnostic procedures Use Only</i>	1 vials of beads	50 tests
01078	Megamix-Plus SSC Beads for SSC-optimized cytometer settings in microparticles analysis- <i>Research use only; not for use in diagnostic procedures</i>	1 vial of beads	50 tests
01169	MP-Count Beads Absolute counting microparticles by flow cytometry on PPP or purified microparticles <i>Research use only; not for use in diagnostic procedures</i>	1 vial of 3 mL	100 tests
ELISA assay			
01076US	Cy-Quant VASP/P2Y12 For the monitoring of P2Y12 ADP receptor antagonists by ELISA - <i>Research use only; not for use in diagnostic procedures</i>	96 divisible anti-VASP coated wells • 1 vial of washing solution • 3 vials of PGE1 • 1 vial of dilution buffer • 3 vials of PGE1 + ADP • 1 vial of TMB • 1 vial of anti-VASP-P peroxidase • 1 vial of stop solution • 1 vial of lysis buffer	96 unitary tests
01514	Cy-Quant MV-TF Activity Kit to evaluate microvesicle-associated TF-dependent procoagulant activity by ELISA - <i>Research use only; not for use in diagnostic procedures</i>	96 divisible wells, 1 vial of washing solution, 1 vial of negative control, 1 vial of anti-TF control, 2 vials of FVII + FX mix, 1 vial of dilution buffer, 1 vial of stop solution, 1 vial of chromogenic FXa substrate, 2 vials of calibrator, 2 vials of low-activity control, 2 vials of high-activity control	96 unitary tests

Platelets

Platelet aggregation and activation markers

Cat. No.	Product name	Product description	Pack.
00501	Ristocetin <i>Research use only; not for use in diagnostic procedures</i>	1 vial of Ristocetin	1 x 5 mL

Activation markers

00950	Asserachrom β TG Quantitative determination of β Thromboglobulin (β TG) by ELISA method	3 x 2 coated strips • 3 vials of TMB • 3 vials of anti- β TG peroxidase • 3 vials of dilution buffer • 3 vials of β TG calibrator • 1 vial of washing solution • 3 vials of β TG control	3 x 32 tests
00951	Asserachrom PF4 Quantitative determination of Platelet Factor 4 (PF4) by ELISA method	3 x 2 coated strips • 3 vials of TMB • 3 vials of anti-PF4 peroxidase • 3 vials of dilution buffer • 3 vials of PF4 calibrator • 1 vial of washing solution • 3 vials of PF4 control	3 x 32 tests

Monoclonal Antibodies

Flow Cytometry

Cat. No.	Product name	Pack.
Anti-platelet markers (<i>Research use only; not for use in diagnostic procedures</i>)		
01033	CD32, clone 2B2, purif.	0.1 mg
01031	CD36, clone 10.5, purif.	0.1 mg
01030	CD36, clone 10.5, FITC	100 tests
01032	CD36, clone 10.5, PE	100 tests
01025	CD41, clone PL2 49, purif.	0.1 mg
01024	CD41, clone PL2 49, FITC	100 tests
01026	CD41, clone PL2 49, PE	100 tests
01028	CD42b, clone ALMA 19, purif.	0.1 mg
01027	CD42b, clone ALMA 19, FITC	100 tests
01029	CD42b, clone ALMA 19, PE	100 tests
01017	CD61, clone 4F8, purif.	0.1 mg
01016	CD61, clone 4F8, FITC	100 tests
01022	CD62P, clone LYP20, purif.	0.1 mg
01021	CD62P, clone LYP20, FITC	100 tests
01023	CD62P, clone LYP20, PE	100 tests
01005	Fibrinogen, clone 9F9, FITC	100 tests
01083	GPVI, clone 1G5, purif.	0.1 mg
01084	GPVI, clone 1G5, PE	100 tests

Monoclonal Antibodies

Flow Cytometry

Cat. No.	Product name	Pack.
Anti-endothelial cell markers <i>(Research use only; not for use in diagnostic procedures)</i>		
01006	CD146, clone COM3D9, purif.	100 tests
01007	CD146, clone COM2F6, purif.	100 tests
01008	CD146, clone COM5G6, purif.	100 tests
01148	CD146, clone COM7A4, purif.	0.1 mg
01010	CD146, clone COM7A4, FITC	100 tests
01009	CD146, clone COM7A4, Biot.	100 tests
01149	CD146, clone S-ENDO 1, purif.	0.1 mg
01013	CD146, clone S ENDO 1, FITC	100 tests
01015	CD146, clone S ENDO 1, PE	100 tests
01012	CD146, clone S ENDO 1, Biot.	100 tests
Isotypic negative controls <i>(Research use only; not for use in diagnostic procedures)</i>		
01019	Ctl. neg. IgG1 purif. (2DNP2H11)	0.1 mg
01018	Ctl. neg. IgG1 FITC (2DNP2H11)	100 tests
01020	Ctl. neg. IgG1 PE (2DNP2H11)	100 tests
01038	Ctl. neg. IgG2a purif. (2DNP16C12)	0.1 mg
01037	Ctl. neg. IgG2a FITC (2DNP16C12)	100 tests
01039	Ctl. neg. IgG2a PE (2DNP16C12)	100 tests
01035	Ctl. neg. IgG2b purif. (2DNP14G5)	0.1 mg
01034	Ctl. neg. IgG2b FITC (2DNP14G5)	100 tests
01036	Ctl. neg. IgG2b PE (2DNP14G5)	100 tests

GLOBAL TESTS

Thrombin Generation ST Genesia

Cat. No.	Product name	Product description	Pack.
01277	STG-Bleed Screen <i>Research use only; not for use in diagnostic procedures</i>	3 vials of STG-Bleedscreen • 3 vials of STG-RefPlasma BLS • 3 vials of STG-QualiTest Norm BLS • 3 vials of STG-QualiTest Low BLS	3 x 4 x 1 mL
01278	STG-Drug Screen <i>Research use only; not for use in diagnostic procedures</i>	3 vials of STG-Drugscreen • 3 vials of STG-RefPlasma DS • 3 vials of STG-QualiTest Norm DS • 3 vials of STG-QualiTest Low DS	3 x 4 x 1 mL
01279	STG-ThromboScreen <i>Research use only; not for use in diagnostic procedures</i>	3 vials of STG-ThromboScreen -TM • 3 vials of STG-ThromboScreen+TM • 3 vials of STG-Reflplasma TS • 3 vials of STG-QualiTest High TS • 3 vials of STG-QualiTest Norm TS • 3 vials of STG-QualiTest Low TS	3 x 6 x 1 mL
01281	STG-Cal & Fluo <i>Research use only; not for use in diagnostic procedures</i>	3 vials of STG-ThrombiCal • 3 vials of STG-FluoStart • 3 vials of STG-FluoSet	3 x 2 mL 3 x 1.5 mL 3 x 1.5 mL
01280	STG-ThrombiClean <i>Research use only; not for use in diagnostic procedures</i>	6 vials of STG-ThrombiClean	6 x 2 mL



CALIBRATORS & CONTROLS

Calibration plasmas Automated & Multipurpose reagents

Cat. No.	Product name	Product description	Pack.
Automated reagents			
00675	STA-Unicalibrator Calibration plasma for PT (%), fibrinogen, factor assays (II, V, VII, VIII, IX, X, XI, XII), AT, PC, PS, plasminogen, antiplasmin (activity)	6 vials of STA-Unicalibrator	6 x 1 mL
00520	STA-VWF:Ag Calibrator Calibration plasma for assay of von Willebrand factor by immuno turbidimetric method	6 vials of STA-VWF:Ag Calibrator	6 x 1 mL
00544	STA-FM Calibrator Calibration plasmas for assay of fibrin monomers by immuno turbidimetric method (STA-Liatest FM)	2 vials of STA-FM Calibrator 1 • 2 vials of STA-FM Calibrator 2 • 2 vials of STA-FM Calibrator 3 • 2 vials of STA-FM Calibrator 4 • 2 vials of STA-FM Calibrator 5	2 x 5 x 1 mL
00684	STA-Hepanorm H Calibration plasmas for UFH assays using anti-Xa method (Stachrom Heparin)	4 vials of STA-Hepanorm H 0 • 4 vials of STA-Hepanorm H 3 • 4 vials of STA-Hepanorm H 6	4 x 3 x 1 mL
00348	STA-Multi Hep Calibrator Calibration plasmas for heparin assays (UFH and LMWH) using anti-Xa method (STA-Liquid Anti-Xa)	4 vials of STA-Multi Hep Calibrator 0 • 4 vials of STA-Multi Hep Calibrator 4 • 4 vials of STA-Multi Hep Calibrator 7 • 4 vials of STA-Multi Hep Calibrator 10 • 4 vials of STA-Multi Hep Calibrator 18	4 x 5 x 1 mL
00704US	STA-Rivaroxaban Calibrator Calibration plasmas for rivaroxaban (Xarelto) assay using anti-Xa method (STA-Liquid Anti-Xa) - <i>Research use only; not for use in diagnostic procedures</i>	3 vials of STA-Rivaroxaban 0 • 3 vials of STA-Rivaroxaban 1 • 3 vials of STA-Rivaroxaban 2 • 3 vials of STA-Rivaroxaban 3	3 x 4 x 1 mL
01112	STA-Apixaban Calibrator Calibration plasmas for apixaban (Eliquis) assay using anti-Xa method (STA-Liquid Anti-Xa) - <i>Research use only; not for use in diagnostic procedures</i>	3 vials of STA-Apixaban Calibrator 0 • 3 vials of STA-Apixaban Calibrator 1 • 3 vials of STA-Apixaban Calibrator 2 • 3 vials of STA-Apixaban Calibrator 3	3 x 4 x 1 mL
01177	STA-Edoxaban Calibrator Calibration plasmas for edoxaban (Lixiana, Savaysa) assay using anti-Xa method (STA-Liquid Anti-Xa) - <i>Research use only; not for use in diagnostic procedures</i>	3 vials of STA-Edoxaban Calibrator 0 • 3 vials of STA-Edoxaban Calibrator 1 • 3 vials of STA-Edoxaban Calibrator 2 • 3 vials of STA-Edoxaban Calibrator 3	3 x 4 x 1 mL
01109	STA-Dabigatran Calibrator Calibration plasmas for dabigatran (Pradaxa) assay using ecarin chromogenic method (STA-ECA II) - <i>Research use only; not for use in diagnostic procedures</i>	3 vials of STA-Dabigatran Calibrator 0 • 3 vials of STA-Dabigatran Calibrator 1 • 3 vials of STA-Dabigatran Calibrator 2 • 3 vials of STA-Dabigatran Calibrator 3 • 3 vials of STA-Dabigatran Calibrator 4	2 x 5 x 1 mL
00354	STA-Fondaparinux Calibrator Calibration plasmas for fondaparinux assay using the anti-xa method (STA-Liquid Anti-Xa)	2 vials of STA-Fondaparinux Calibrator 0 • 2 vials of STA-Fondaparinux Calibrator 9 • 2 vials of STA-Fondaparinux Calibrator 18	2 x 3 x 1 mL

Control plasmas

Automated reagents

Cat. No.	Product name	Product description	Pack.
Automated reagents			
00678	STA-System Control N+P Normal and abnormal control plasmas for PT, APTT, fibrinogen, TT (N), reptilase time (N), factor assays (II, V, VII, VIII, IX, X, XI, XII), AT, PC, PS, plasminogen, antiplasmin (activity)	12 vials of STA-System Control N • 12 vials of STA-System Control P	12 x 2 x 1 mL
00677	STA Coag Control N + ABN Plus (2 mL) Normal and pathological control plasmas for PT/INR, Owren's PT, APTT, fibrinogen, TT (N) and AT (activity) (stable 24h)	12 vials of STA-Coag Control N ABN Plus • 12 vials of STA-Coag Control ABN Plus	12 x 2 x 2 mL
00526	STA-Liatest Control N+P Normal and abnormal control plasmas for assays of VWF, free Protein S and D-Dimer by immuno turbidimetric method	12 vials of STA-Liatest Control N • 12 vials of STA-Liatest Control P	12 x 2 x 1 mL
00545	STA-FM Control Control plasmas for assay of fibrin monomers by immuno turbidimetric method (STA-Liatest FM)	6 vials of STA-FM Control 1 • 6 vials of STA-FM Control 2	6 x 2 x 1 mL
00201	STA-Control LA 1+2 Control plasmas for LA tests	3 vials of STA-Control LA 1 • 3 vials of STA-Control LA 2	3 x 2 x 1 mL
00683	STA-Heparin Control Control plasmas for UFH assays using anti-Xa method (Stachrom Heparin)	6 vials of STA-Heparin Control 2 • 6 vials of STA-Heparin Control 5	6 x 2 x 1 mL
00381	STA-Quality HNF/UFH Control plasmas for UFH assay using anti-Xa method (STA-Liquid Anti-Xa)	6 vials of STA-Quality HNF/UFH 2 • 6 vials of STA-Quality HNF/UFH 7	6 x 2 x 1 mL
00686	STA-Quality HBPM/LMWH Control plasmas for LMWH assay using anti-Xa method (STA-Liquid anti-Xa)	6 vials of STA-Quality HBPM/LMWH 8 • 6 vials of STA-Quality HBPM/LMWH 14	6 x 2 x 1 mL
00706US	STA-Rivaroxaban Control Control plasmas for Rivaroxaban (Xarelto) assay using anti-Xa method (STA-Liquid Anti-Xa) - <i>Research use only; not for use in diagnostic procedures</i>	3 vials of STA-Rivaroxaban Control 1 • 3 vials of STA-Rivaroxaban Control 2	3 x 2 x 1 mL
01111	STA-Apixaban Control Control plasmas for apixaban (Eliquis) assay using anti-Xa method (STA-Liquid Anti-Xa) - <i>Research use only; not for use in diagnostic procedures</i>	3 vials of STA-Apixaban Control 1 • 3 vials of STA-Apixaban Control 2	3 x 2 x 1 mL
01176	STA-Edoxaban Control Control plasmas for edoxaban (Lixiana, Savaysa) assay using anti-Xa method (STA-Liquid Anti-Xa) - <i>Research use only; not for use in diagnostic procedures</i>	3 vials of STA-Edoxaban Control 1 • 3 vials of STA-Edoxaban Control 2	3 x 2 x 1 mL
01110	STA-Dabigatran Control Control plasmas for dabigatran (Pradaxa) assay using ecarin chromogenic method (STA-ECA II) - <i>Research use only; not for use in diagnostic procedures</i>	3 vials of STA-Dabigatran Control 1 • 3 vials of STA-Dabigatran Control 2	3 x 2 x 1 mL
00355	STA-Fondaparinux Control Control plasmas for fondaparinux assay using the anti-xa method (STA-Liquid Anti-Xa)	3 vials of STA-Fondaparinux Control 5 • 3 vials of STA-Fondaparinux Control 14	3 x 2 x 1 mL

Control plasmas

Automated reagents

Cat. No.	Product name	Product description	Pack.
00706US	STA-Rivaroxaban Control Control plasmas for Rivaroxaban (Xarelto) assay using anti-Xa method (STA-Liquid Anti-Xa) <i>Research use only; not for use in diagnostic procedures</i>	3 vials of STA-Rivaroxaban Control 1 • 3 vials of STA-Rivaroxaban Control 2	3 x 2 x 1 mL
01111	STA-Apixaban Control Control plasmas for apixaban (Eliquis) assay using anti-Xa method (STA-Liquid Anti-Xa) <i>Research use only; not for use in diagnostic procedures</i>	3 vials of STA-Apixaban Control 1 • 3 vials of STA-Apixaban Control 2	3 x 2 x 1 mL
01176	STA-Edoxaban Control Control plasmas for edoxaban (Lixiana, Savaysa) assay using anti-Xa method (STA-Liquid Anti-Xa) - <i>Research use only; not for use in diagnostic procedures</i>	3 vials of STA-Edoxaban Control 1 • 3 vials of STA-Edoxaban Control 2	3 x 2 x 1 mL
01110	STA-Dabigatran Control Control plasmas for dabigatran (Pradaxa) assay using ecarin chromogenic method (STA-ECA II) <i>Research use only; not for use in diagnostic procedures</i>	3 vials of STA-Dabigatran Control 1 • 3 vials of STA-Dabigatran Control 2	3 x 2 x 1 mL
00355	STA-Fondaparinux Control Control plasmas for fondaparinux assay using the anti-xa method (STA-Liquid Anti-Xa)	3 vials of STA-Fondaparinux Control 5 • 3 vials of STA Fondaparinux Control 14	3 x 2 x 1 mL

Correlation Plasma sets

ExpertCor

Cat. No.	Product name	Product description	Pack.
01494	ExpertCor Routine <i>Laboratory Use Only</i>	30 vials for PT, APTT and fibrinogen • 5 vials for INR	35 x 1.5 mL
01307	ExpertCor DDI <i>Laboratory Use Only</i>	20 vials	20 x 1 mL
01308	ExpertCor UFH <i>Laboratory Use Only</i>	10 vials	10 x 1 mL
01309	ExpertCor LMWH <i>Laboratory Use Only</i>	10 vials	10 x 1 mL

QC Webinar



Click or scan the QR code to attend an educational webinar [Quality Control in Coagulation Testing: Focusing on Results](#) from Dr. LaShanta Brice on quality control in coagulation testing.



External Quality Control Program

st|hemE Qualiris

Cat. No.	Product name	Product description	Pack.
01044	Qualiris QC Premium S1 Unassayed plasmas for external quality assessment of PT, APTT, Fibrinogen, TT, Reptilase Time, Endogenous Factors*, Exogenous Factors*, Factor XIII*, VWF*, AT*, PC*, PS*, Antiplasmin*, Plasminogen*	12 vials of plasma - Semester 1	12 x 1 mL
01045	Qualiris QC Premium S2 Unassayed plasmas for external quality assessment of PT, APTT, Fibrinogen, TT, Reptilase Time, Endogenous Factors*, Exogenous Factors*, Factor XIII*, VWF*, AT*, PC*, PS*, Antiplasmin*, Plasminogen*	12 vials of plasma - Semester 2	12 x 1 mL
01049	Qualiris QC D-Dimer Unassayed plasmas for external quality assessment of D-Dimer	6 vials of plasma - Full year	6 x 1 mL
01048	Qualiris QC Heparin HNF/UFH Unassayed plasmas for external quality assessment of UFH	6 vials of plasma - Full year	6 x 1 mL
01047	Qualiris QC Heparin HBPM/LMWH Unassayed plasmas for external quality assessment of LMWH	6 vials of plasma - Full year	6 x 1 mL
01063	Qualiris QC Lupus Anticoagulant Unassayed plasmas for external quality assessment of Lupus Anticoagulant	6 vials of plasma - Full year	6 x 1 mL
01050	Qualiris Diagnostic Challenge Unassayed plasmas with 3 associated clinical case studies	6 vials of plasma - Full year	2 x 3 x 1 mL
01272	Qualiris QC DOAC Anti-Xa Unassayed plasmas for external quality assessment of DOAC Anti-Xa (rivaroxaban, apixaban & edoxaban)	9 vials of plasma - Full year	3 x 3 x 3 mL
01576	Qualiris HIT Assay Unassayed plasmas for external quality assessment of functional and immunological heparin-induced thrombocytopenia assays	4 vials of plasma - Full year	4 x 1 mL

*Option available depending on the program subscription

OTHER REAGENTS

Auxiliary Reagents Solutions & Test Cards

Cat. No.	Product name	Product description	Pack.
Solutions			
00975	STA-Desorb U	24 vials of STA-Desorb U	24 x 15 mL
00973	STA-Cleaner Solution	6 vials of STA-Cleaner Solution	6 x 2.5 L
00367	STA-CaCl ₂ 0.025 M	24 vials of STA-CaCl ₂ 0.025 M	24 x 15 mL
00360	STA-Owren Koller	24 vials of STA-Owren Koller • Buffer • pH 7.35	24 x 15 mL
00555	Asserachrom Washing Solution	2 vials of washing solution for Asserachrom	2 x 50 mL
Test Cards			
00550	Test cards for D-Di Test kit	10 test cards	1 x 10
00548	Test cards for F.S. Test and FDP Plasma kits	10 test cards	1 x 10

RESEARCH PRODUCTS



RESEARCH PRODUCTS

Research kits

Cat. No.	Product name	Product description	Pack.
Activity methods			
00281	Staclot VIIa-rTF Chronometric determination of activated factor VII 20 tests per kit if run on automated platform	2 vials of deficient plasma VII • 2 vials of buffer • 2 vials of rsTF-Phospholipides • 2 vials of F.VIIa calibrator • 2 vials of control 1 • 2 vials of control 2	2 x 1 mL
00851	Stachrom HCII Chromogenic assay of Heparin Cofactor II 60 tests per kit if run on automated platform	6 vials of thrombin • 6 vials of substrate • 2 vials of buffer	6 x 2 mL
00346	STA-Stachrom TAFI Chromogenic assay for the quantitative determination of the Thrombin Activatable Fibrinolysis Inhibitor (TAFI) activity - 60 tests per kit if run on automated platform	2 vials of TAFI activator • 2 vials of substrate • 4 vials of carboxypeptidase A • 2 vials of TAFI calibrator • 2 vials of TAFI control	80 tests
00429	STA-Procoag PPL Chronometric determination of procoagulant phospholipid activity - 60 tests per kit if run on automated platform	3 vials of procoagulant phospholipid depleted plasma • 3 vials of F. Xa • 3 vials of Control N • 3 vials of Control P	3 x 40 tests
ELISA method			
00955	Asserachrom VII:Ag Quantitative determination of factor VII:Ag by ELISA Method	3 x 2 coated strips • 3 vials of TMB • 3 vials of anti-VII:AG-peroxidase • 3 vials of dilution buffer • 3 vials of F.VII calibrator • 3 vials of washing solution • 3 vials of F.VII control	3 x 32 tests
00491	Asserachrom VIIa-AT Quantitative determination of factor VIIa Antithrombin complex by ELISA method	3 x 2 coated strips • 3 vials of sample diluent • 3 vials of anti-AT-peroxidase • 3 vials of TMB • 3 vials of F.VIIa AT calibrator • 3 vials of F.VIIa AT control • 3 vials of AT peroxidase buffer • 1 vial of washing solution	3 x 32 tests
00956	Asserachrom X:Ag Quantitative determination of factor X:Ag by ELISA Method	3 x 2 coated strips • 3 vials of TMB • 3 vials of anti-X:Ag-peroxidase • 3 vials of dilution buffer • 3 vials of F.X calibrator • 1 vial of washing solution • 3 vials of F.X control	3 x 32 tests
00280	Asserachrom VIII:Ag Quantitative determination of factor VIII:Ag by ELISA method	3 x 2 coated strips • 3 vials of TMB • 3 vials of anti-VIII:Ag-peroxidase • 3 vials of dilution buffer • 3 vials of F.VIII:Ag calibrator • 1 vial of washing solution • 3 vials of F.VIII:Ag control	3 x 32 tests
00264	Asserachrom sEPCR Quantitative determination of soluble Endothelial Protein C Receptor by ELISA method	3 x 2 coated strips • 3 vials of TMB • 1 vial of washing solution • 3 vials of dilution buffer • 3 vials of sEPCR calibrator • 3 vials of sEPCR control • 3 vials of anti-sEPCR-peroxidase	3 x 32 tests
00261	Asserachrom Total TFPI Quantitative determination of Total Tissue Factor Pathway Inhibitor (TFPI) by ELISA method	3 x 2 coated strips • 3 vials of anti-Total TFPI-peroxidase • 1 vial of washing solution • 6 tablets of OPD • 3 vials of Total TFPI calibrator • 6 tablets of urea peroxide • 3 vials of Total TFPI control • 1 vial of dilution buffer	3 x 32 tests
00616	Asserachrom TAFIa/TAFIai Quantitative determination of activated and/or inactivated TAFI by ELISA method	3 x 2 coated strips • 3 vials of TMB • 3 vials of anti-TAFIa/TAFIai Peroxidase • 3 vials of dilution buffer • 3 vials of TAFIa/TAFIai calibrator • 1 vial of washing solution • 3 vials of TAFIa/TAFIai control	3 x 32 tests
01004	Cy-Quant ELISA sCD146 Quantitative determination of soluble CD146	3 x 2 coated strips • 6 tablets of OPD	3 x 32 tests
01514	Cy-Quant MV-TF Activity Kit to evaluate microvesicle-associated TF-dependent procoagulant activity by ELISA	96 divisible wells, 1 vial of washing solution, 1 vial of negative control, 1 vial of anti-TF control, 2 vials of FVII + FX mix, 1 vial of dilution buffer, 1 vial of stop solution, 1 vial of chromogenic FXa substrate, 2 vials of calibrator, 2 vials of low-activity control, 2 vials of high-activity control	96 unitary tests

Research kits

Cat. No.	Product name	Product description	Pack.
Immuno turbidimetric methods			
00581	Liatest C4b-BP Quantitative determination of C4b-BP by immuno- turbidimetric method 60 tests per kit if run on automated platform	6 vials of latex • 6 vials of buffer	6 x 1 mL
Flow Cytometry			
00452	Platelet PAIg Kit for Platelet Associated Immunoglobulin quantitation by flow cytometry	1 vial of diluent • 1 vial of calibrator • 1 vial of Mab • 1 vial of staining reagent • 1 vial of negative isotypic control • 1 vial of buffer	10 samples
00457	Platelet Calibrator Kit for customized platelet antigen quantitation by flow cytometry	1 vial of diluent • 1 vial of negative isotypic control IgG2b • 1 vial of negative isotypic control IgG1 • 1 vial of calibrator • 1 vial of negative isotypic control IgG2a • 1 vial of staining reagent	50 samples
00418	Platelet GP Screen Kit for customized platelet glycoprotein quantitation by flow cytometry	1 vial of diluent • 1 vial of Mab2 anti-GP Ia • 1 vial of calibrator • 1 vial of Mab2 anti-GP Ib • 1 vial of staining reagent • 1 vial of Mab2 anti-GP IIIa	10 samples
00420	Megamix Beads for cytometer settings in microparticles analysis	1 vial of beads	50 tests
01077	Megamix-Plus FSC Beads for FSC-optimized cytometer settings in microparticles analysis	1 vials of beads	50 tests
01078	Megamix-Plus SSC Beads for SSC-optimized cytometer settings in microparticles analysis	1 vial of beads	50 tests
01169	Mp-Count Beads Absolute counting microparticles by flow cytometry on PPP or purified microparticles	1 vial of 3 mL	100 tests

Purified proteins

Cat. No.	Product name	Pack.
00519	Purified Fibrinogen, approximately 8 mg, lyophilized, exact value provided in lot insert sheet	1 vial
00557	Purified Prothrombin, approximately 0.5 mg, lyophilized, exact value provided in lot insert sheet	1 vial
00896	Purified Thrombin (Human), 1,000 NIH Units, lyophilized	1 vial
00912	Purified Factor Xa, approximately 10 micrograms, lyophilized, exact value provided in lot insert sheet	1 vial
00888	Purified AT III, approximately 150 micrograms, lyophilized, plasma equivalent value (PEV) provided in lot insert sheet	1 vial
00462	Purified HC II	1 vial

Chromogenic substrates & Activators

Cat. No.	Product name	Product description	Pack.
Chromogenic substrates			
00873	CBS 34.47 (Thrombin)	Approximately 7.5 micromoles, lyophilized	1 vial
Activators			
00823	Ecarin	Approximately 50 ecarin units, lyophilized, exact value provided in lot insert sheet	1 vial
00501	Ristocetin	10 mg, lyophilized	1 x 5 mL

Monoclonal Antibodies for Flow Cytometry

Cat. No.	Product name	Pack.
Anti-platelet markers		
01033	CD32, clone 2B2, purif.	0.1 mg
01031	CD36, clone 10.5, purif.	0.1 mg
01030	CD36, clone 10.5, FITC	100 tests
01032	CD36, clone 10.5, PE	100 tests
01025	CD41, clone PL2 49, purif.	0.1 mg
01024	CD41, clone PL2 49, FITC	100 tests
01026	CD41, clone PL2 49, PE	100 tests
01028	CD42b, clone ALMA 19, purif.	0.1 mg
01027	CD42b, clone ALMA 19, FITC	100 tests
01029	CD42b, clone ALMA 19, PE	100 tests
01017	CD61, clone 4F8, purif.	0.1 mg
01016	CD61, clone 4F8, FITC	100 tests
01022	CD62P, clone LYP20, purif.	0.1 mg
01021	CD62P, clone LYP20, FITC	100 tests
01023	CD62P, clone LYP20, PE	100 tests
01005	Fibrinogen, clone 9F9, FITC	100 tests
01083	GPVI, clone 1G5, purif.	0.1 mg
01084	GPVI, clone 1G5, PE	100 tests
Anti-endothelial cell markers		
01006	CD146, clone COM3D9, purif.	100 tests
01007	CD146, clone COM2F6, purif.	100 tests
01008	CD146, clone COM5G6, purif.	100 tests
01148	CD146, clone COM7A4, purif.	100 tests
01010	CD146, clone COM7A4, FITC	100 tests
01009	CD146, clone COM7A4, Biot.	100 tests
01149	CD146, clone S ENDO 1, purif.	100 tests
01013	CD146, clone S ENDO 1, FITC	100 tests
01015	CD146, clone S ENDO 1, PE	100 tests
01012	CD146, clone S ENDO 1, Biot.	100 tests
Isotypic Negative Controls		
01019	Ctl. neg. IgG1 purif. (2DNP2H11)	0.1 mg
01018	Ctl. neg. IgG1 FITC (2DNP2H11)	100 tests
01020	Ctl. neg. IgG1 PE (2DNP2H11)	100 tests
01038	Ctl. neg. IgG2a purif. (2DNP16C12)	0.1 mg
01037	Ctl. neg. IgG2a FITC (2DNP16C12)	100 tests
01039	Ctl. neg. IgG2a PE (2DNP16C12)	100 tests
01035	Ctl. neg. IgG2b purif. (2DNP14G5)	0.1 mg
01034	Ctl. neg. IgG2b FITC (2DNP14G5)	100 tests
01036	Ctl. neg. IgG2b PE (2DNP14G5)	100 tests

Thrombin Generation (CAT)

Cat. No.	Product name	Product description	Pack.
86192	Thrombin Calibrator	20 vials	20 x 1 mL
86196	PRP Reagent	20 vials	20 x 1 mL
86222	MP Reagent	20 vials	20 x 1 mL
86193	PPP Reagent	20 vials	20 x 1 mL
86194	PPP Reagent Low	20 vials	20 x 1 mL
86195	PPP Reagent High	20 vials	20 x 1 mL
86197	FluCa kit	20 vials of Fluo buffer • 1 vial of Fluo substrate	20 x 1.6 mL 1 x 0.9 mL

Thrombin Generation (ST Genesia)

Cat. No.	Product name	Product description	Pack.
01277	STG-BleedScreen	3 vials of STG-BleedScreen • 3 vials of STG-RefPlasma BLS • 3 vials of STG-QualiTest Norm BLS • 3 vials of STG-QualiTest Low BLS	3 x 4 x 1 mL
01279	STG-ThromboScreen	3 vials of STG-ThromboScreen -TM • 3 vials of STG-ThromboScreen+TM • 3 vials of STG-RefPlasma TS • 3 vials of STG-QualiTest High TS • 3 vials of STG-QualiTest Norm TS • 3 vials of STG-QualiTest Low TS	3 x 6 x 1 mL
01278	STG-DrugScreen	3 vials of STG-DrugScreen • 3 vials of STG-RefPlasma DS • 3 vials of STG-QualiTest Norm DS • 3 vials of STG-QualiTest Low DS	3 x 4 x 1 mL
01281	STG-Cal&Fluo	3 vials of STG-ThrombiCal • 3 vials of STG-FluoStart • 3 vials of STG-FluoSet	3 x 2 mL 3 x 1.5 mL 3 x 1.5 mL
01280	STG-ThrombiClean	6 vials of STG-ThrombiClean	6 x 2 mL

Heparin Induced Thrombocytopenia

Cat. No.	Product name		Pack.
01522	5B9 Monoclonal Antibody		3 x 0.5 µg



Diagnostics
is in our blood.

EDUCATION

WE'VE GOT YOU COVERED, LEARN WHEREVER YOU ARE!

Stago is at the forefront of advancing knowledge and excellence in the complex and critical field of hemostasis. With a rich history of innovation and dedication to the advancement of health, Stago provides a range of education offerings to empower healthcare professionals with the latest insights and skills in hemostasis.

Stago's educational resources are thoughtfully designed to cater to a diverse audience, from seasoned professionals seeking the latest advancements to students beginning their journey in the field of hemostasis.



ASK STAGO PODCAST

Ask Stago is a series of monthly, 10-minute webcasts where expert guests answer your expert questions. This podcast covers bleeding and clotting pathologies as well as lab testing validation, quality assurance, peer group programs, laboratory best practices, and more with new material released every month.

Challenge our team by sending your questions to ask@stago.com



STAGO EDVANTAGE

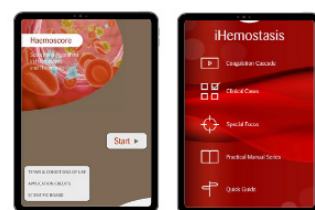
Stago Edvantage is a valuable online platform that provides free continuing education courses on a wide range of hemostasis topics. Webinars cover subjects such as anticoagulation, hypercoagulability, screening tests, up and coming research, and treatments.

Stago Edvantage offers a comprehensive selection of courses to ensure healthcare professionals find relevant content on a wide variety of hemostasis topics. Each offer P.A.C.E.® Credits to participants who successfully complete courses.



GLOBAL STAGO WEBINARS

At Stagowebinars.com, a platform recognized by the global scientific community for its vital contributions to the field of Hemostasis, our commitment is to provide you with the latest and most relevant information about new tests, emerging markers, and essential assays in Thrombosis and Hemostasis. Our educational sessions are curated by healthcare professionals and internationally renowned experts to deliver a top-tier learning experience.



HAEMOSCORE & IHEMOSTASIS APPS

Haemoscore is an interactive application to easily access useful Scores and Algorithms recognized by the scientific community, such as the 4Ts Score or Wells Score, on demand.

Stago's iHemostasis application is a valuable primer for those aiming to enhance their understanding of hemostasis. The user-friendly interface presents four distinct sections of interest: Coagulation Cascade, Quick Guide, Special Focus, and Clinical Cases.



NA_PROM_25_007



Stago Canada Ltd./Ltée.
6790 Century Avenue, Suite #102
Mississauga, ON L5N 2V8 - Canada
+1 888 283 0175
general.info@ca.stago.com
informations.generales@ca.stago.com
www.stago-ca.com